



with the
Institute of Metropolitan Affairs,
Roosevelt University

Summary Findings of the Point-In-Time Count of Chicago's Homeless

June 2005



The City of Chicago undertook a one-day, point-in-time count and statistical survey of the homeless persons on the night of January 27, 2005. Of the 6,715 homeless persons counted on the evening of January 27th, 1,727 persons were unsheltered and 4,988 persons were sheltered.

This is the most comprehensive, point-in-time count to-date. The Chicago Department of Human Services, in partnership with the Chicago Continuum of Care, enlisted the participation of over 300 volunteers such as city employees, the homeless and formerly homeless, homeless service providers, and community members to participate in the effort.

Point-In-Time Count Methodology

- The information from the point-in-time count was gathered to meet the U.S. Department of Housing and Urban Development (HUD) requirements to receive continued federal funding, be used in city planning efforts, seek and leverage other funding to assist the homeless, and raise public awareness of homelessness.
- **The point-in-time count method reflects the level of homelessness at a particular moment, and may or may not represent all those who may experience homelessness over the course of a year.** This method is useful when conducted annually at the same time to establish a benchmark from which to measure changes in the homeless population over the course of a period of years, but is incomparable to the previous counts conducted.
- The methodology and analysis was developed in conjunction with the Institute of Metropolitan Affairs at Roosevelt University.
- **The methodology improvements include:** more volunteers allowed for expansion of the public spaces covered, decreasing the need for extrapolation; a simultaneous count of those actually in shelter that night; a higher, more valid sampling of public transit buses, train lines, and unsecured abandoned buildings.

HUD Definitions of Homelessness

- HUD categorized homelessness into two categories: unsheltered and sheltered.
 - An unsheltered homeless person resides in a place not meant for human habitation such as vehicles, parks, sidewalks, abandoned buildings, etc.
 - A sheltered homeless person resides in emergency shelter or transitional housing for persons who originally came from the streets or emergency shelters.
- Chronic homelessness is defined by HUD as a single individual, not part of a homeless family, with a disabling condition who has either been continuously homeless for a year or has had at least four episodes of homelessness in the past three years.

Characteristics of the Chicago Homeless

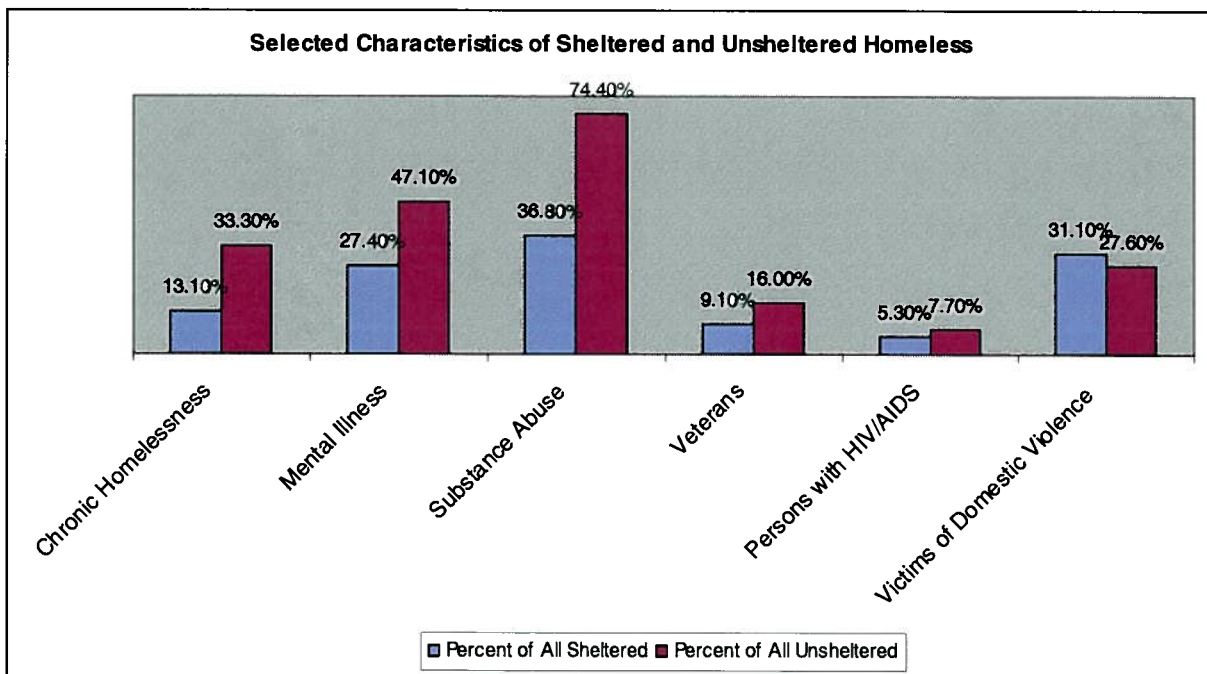
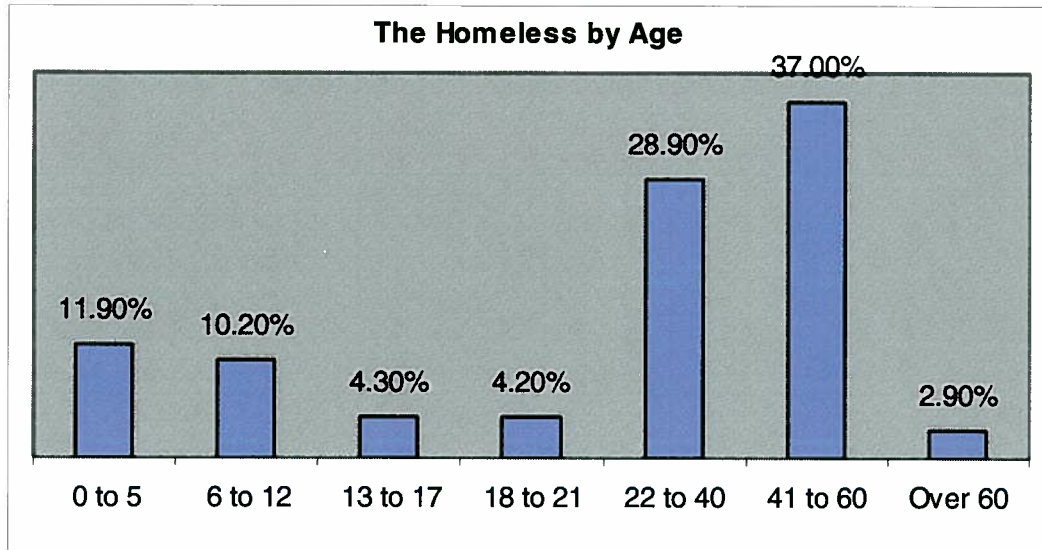
- Of the 785 homeless families observed that night, 11 families were unsheltered and 774 were in shelters.

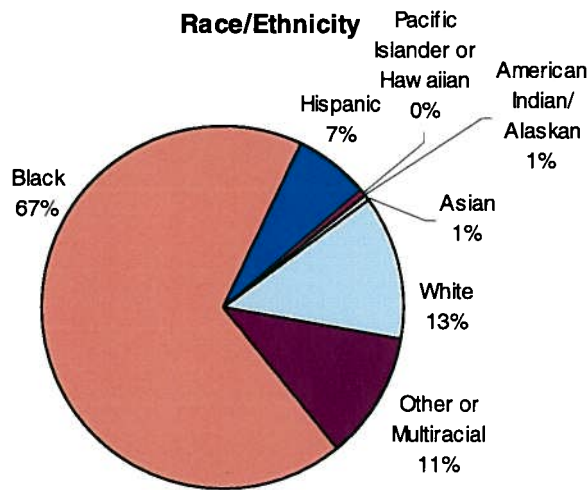
Type	Unsheltered	Sheltered	Total
Individuals	1,701	2,337	4,038
Persons in Families	26	2,651	2,677
Total	1,727	4,988	6,715
Number of Families	11	774	785
Number of Children (Up to Age 21)	51	1,953	2,004
Estimated Number of Unaccompanied Youth (Up to Age 21)	27	110	137

- Of the adult homeless population, 65.5% are male, 34.5% are female, and .2% self-identify as transgender. Males comprise of 77.6% of unsheltered and 59.2% of sheltered homeless persons.

- 48.4% of homeless persons surveyed have experienced on or two episodes of homelessness in the past year, 22.8% have experienced continuous homelessness for one year, and 15.6% have experienced four or more episodes of homelessness in the past three years.

The following charts show selected demographic data as a result of the survey.





Percent in Jail or Prison by Gender	Sheltered	Unsheltered
Males	53.6% (n=194)	69.4% (n=245)
Females	24.9% (n=189)	38.6% (n=57)
Age 18 to 21	25.0% (n=24)	63.2% (n=19)

(n=number of surveys)

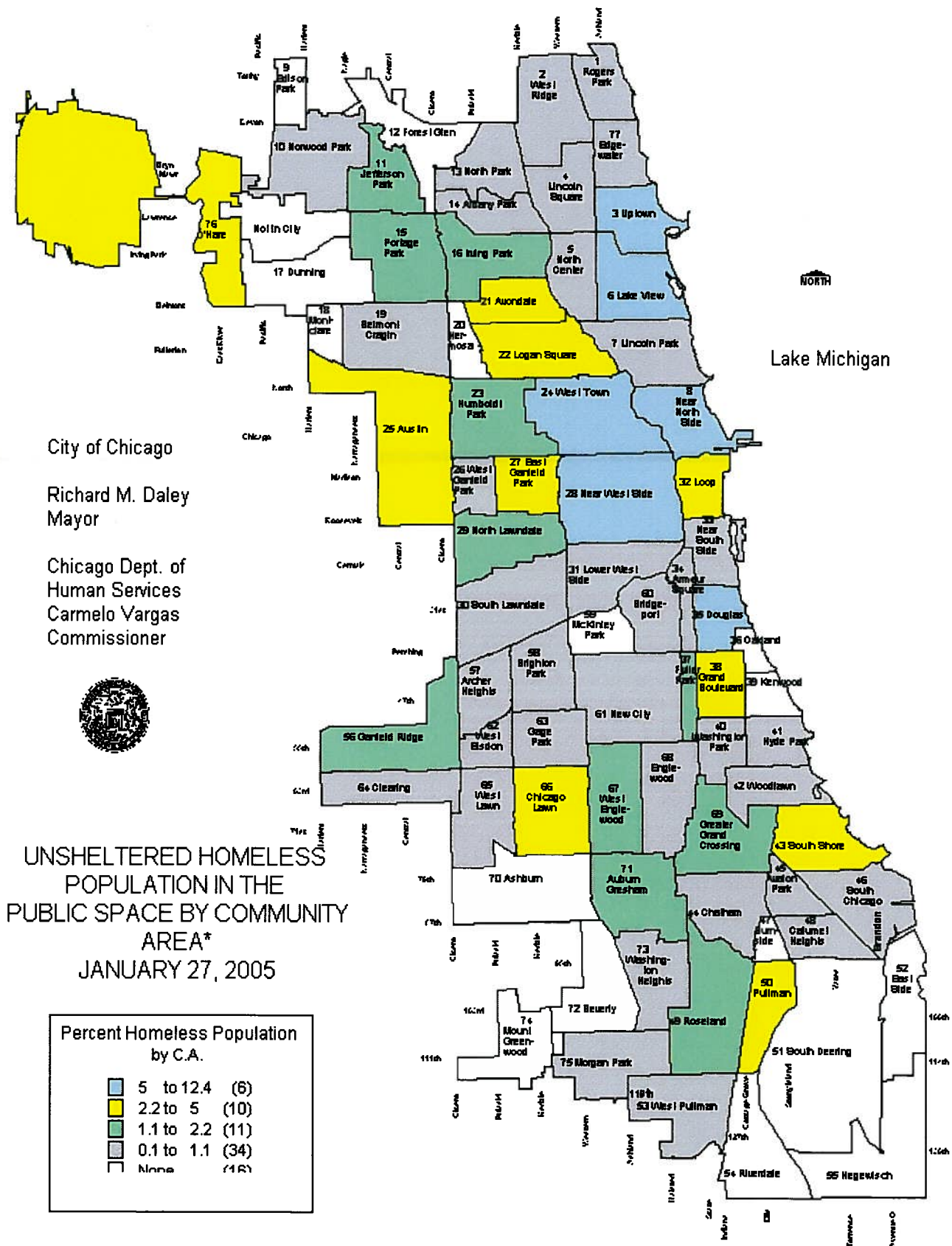
The survey process captured 24 men between the age of 18 and 21 in shelters and 19 on the streets, of whom 25% and 63% respectively attested to having been in jail or prison. The number of those surveyed is too small to apply them to the larger numbers with any confidence, although they are consistent with the progression of levels of self-reported incarceration of older persons for whom the survey totals are much stronger.

	Number in service	Count	Estimated Homeless Persons*
CTA Train Lines	82	185	435
CTA Bus Routes	132	65	404
TOTAL	214	250	839

*Based on number of CTA busses and trains observed on 1/27/05 adjusted for the number of busses and train cars in service.

Location	Count
Midway Airport	9
O'Hare Airport	25
Abandoned Buildings*	10
Public Housing Buildings*	151

*Estimated



City of Chicago

Richard M. Daley
Mayor

Chicago Dept. of
Human Services
Carmelo Vargas
Commissioner



UNSHELTERED HOMELESS
POPULATION IN THE
PUBLIC SPACE BY COMMUNITY
AREA*
JANUARY 27, 2005

Percent Homeless Population by C.A.

5 to 12.4	(6)
2.2 to 5	(10)
1.1 to 2.2	(11)
0.1 to 1.1	(34)
None	(18)

*Excludes homeless population on CTA.

Scale: 1" = 3 Miles

The Chicago Department of Human Services would like to acknowledge the following agencies for their contribution to Chicago's unsheltered point-in-time count effort:

**Bethel New Life
FeatherFist
HayMarket Center
Heartland Health Outreach
The Night Ministry
Polish American Association
Thresholds**